

Strengthening Data Systems for M&E: Case of the United Nations Population Fund (UNFPA)

**7th M&E Network Forum
20 November 2018
Crowne Plaza, Ortigas Center**

Context and Rationale



- Need to address internal and external criticisms: UNFPA weak in RBM;
- 2014 Survey on M&E Capacity of 96 UNFPA Country Offices revealed the following:
 - 68% focused on monitoring of activities/outputs;
 - 90% had M&E plans but only 2/3 of were updated;
 - Results frameworks required improvement; 87% described their performance indicators as clearly defined, but less than 50% used disaggregated data; establishing baselines and regular measurement of indicators were challenging for most;
 - Low quality of monitoring data (e.g. consistency, reliability, timeliness, frequency); only 28% had QA mechanisms;
 - One of weakest areas was use of monitoring data, timely reporting to decision-makers and feedback to national partners;

Context and Rationale



- Most common way of sharing monitoring info was during annual review meetings, but deemed insufficient;
- 75% had annual budget allocations for results monitoring, but only 65% considered them adequate for strengthening monitoring systems, ensuring data quality, supporting national institutions, etc.;
- COs emphasized criticality of high management commitment to results monitoring, especially in tight financial situations;
- Only 50% had full-time M&E staff; program monitoring not fully integrated in the work of program staff;
- Only 57% participated in in M&E capacity development activities in the last 2 years;
- Only 16% had IT-based applications in place to systematize storage, tracking, analysis and reporting of program results;
- Only 46% of those who did not have IT-based applications were planning to have one.

Priorities for Action



Survey findings led to the identification of the following priorities:

- Establish and operationalize a Fund-wide IT-based system;
- Improve results frameworks and indicators based on solid theories of change;
- Ensure developed and updated M&E plans by all COs;
- Strengthen management support to results monitoring and use of monitoring data in decision-making processes;
- Revise monitoring policy, to include stronger focus on national ownership of the programs, clarification of monitoring roles and responsibilities, dedicated resource allocation;
- Strengthen implementing partners' monitoring capacity and their commitment to results monitoring, coaching, supervision;
- Invest more resources in building partners' monitoring systems;
- Strengthen M&E capacity building programs for UNFPA staff.

The UNFPA SIS



In 2015, UNFPA's Strategic Information System (SIS) was created to:

RBM strengthened: Accountability, learning, using results to inform decision-making, and programme effectiveness and efficiency

Robust results planning, monitoring, and reporting applied

myResults:
functional and applied effectively

Comprehensive capacity building

Enhanced quality assurance mechanisms

The UNFPA SIS



https://applications.myunfpa.org/SIS/

Strategic Information System

Welcome to the strategic information system (SIS)!

The SIS is an overarching gateway for critical information about the profiles, performance and results of UNFPA departments. It consists of three modules:

- **myDashboard:** A platform that pulls together select data and analytics from various UNFPA data sources and makes it accessible in one place, sorted by Business Unit, region/division and for the entire UNFPA. It provides easy access to select data and analytics for decision making.
- **myResults:** This module provides a platform for planning, monitoring, and reporting results by each department.
- **myRisks:** This module provides a platform for assessing and responding to risks by each office.



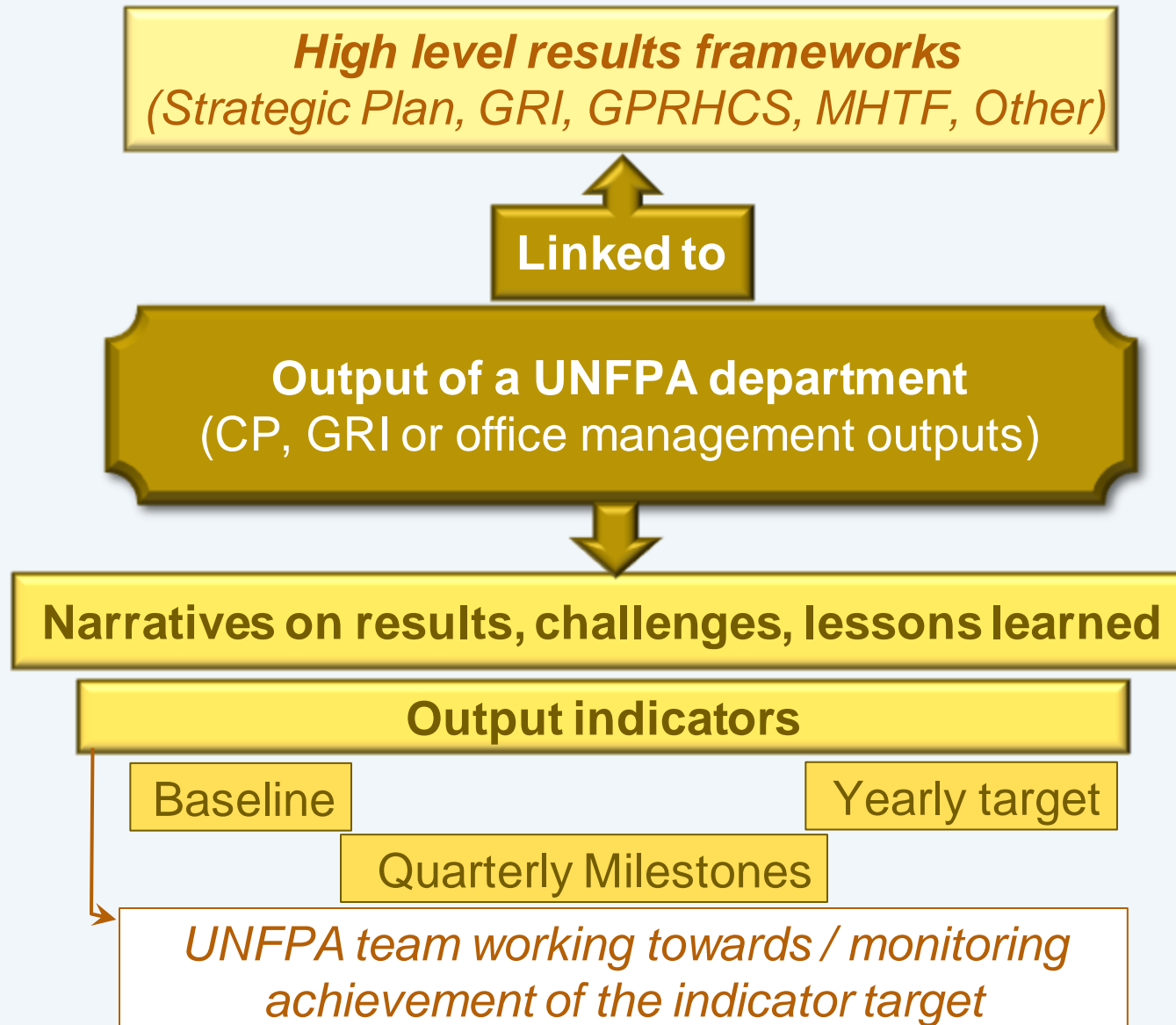
[About application](#)

[FAQs](#)

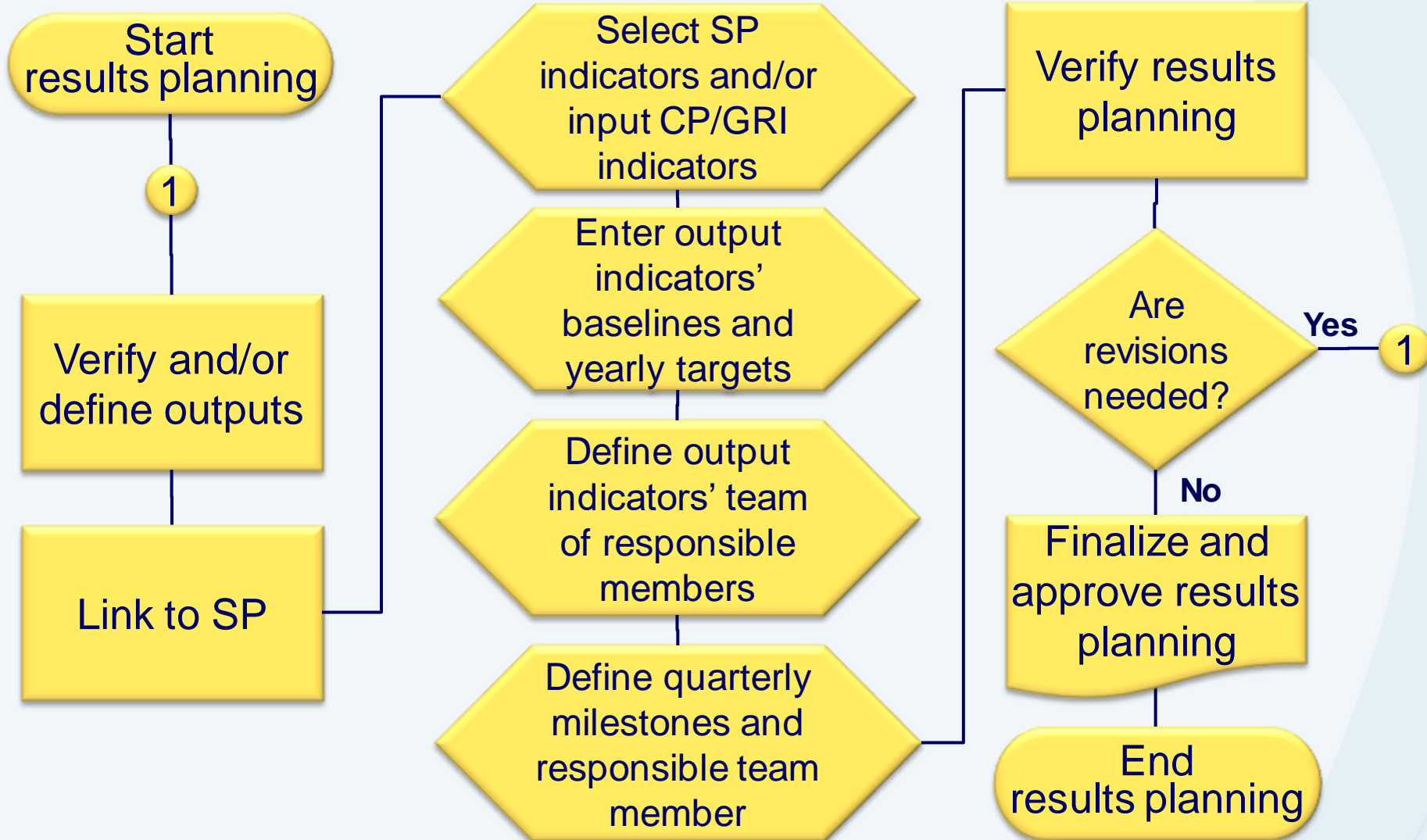
[Support](#)

[Feedback](#)

UNFPA SIS: Output-centered results planning, monitoring and reporting



Results Planning using the SIS



Results Planning using the SIS

A screenshot of a web browser displaying the UNFPA Strategic Information System (SIS) application. The browser's address bar shows the URL 'https://applications.myunfpa.org/SIS/'. The application's navigation bar includes 'Home', 'myResults', 'myRisks', 'myReports', 'myDashboard', and 'Help'. The 'myResults' menu is open, showing options for 'Planning (2018)', 'Monitoring (2018)', and 'Reporting (2017)'. The main content area features a 'Welcome to the strategic information system (SIS)!' message, followed by a description of the SIS as an overarching gateway for critical information. Below this, three modules are listed: myDashboard, myResults, and myRisks, each with a brief description of its function.

Strategic Information System

Planning (2018)
Monitoring (2018)
Reporting (2017)

Welcome to the strategic information system (SIS)!

The SIS is an overarching gateway for critical information about the profiles, performance and results of UNFPA departments. It consists of three modules:

- **myDashboard:** A platform that pulls together select data and analytics from various UNFPA data sources and makes it accessible in one place, sorted by Business Unit, region/division and for the entire UNFPA. It provides easy access to select data and analytics for decision making.
- **myResults:** This module provides a platform for planning, monitoring, and reporting results by each department.
- **myRisks:** This module provides a platform for assessing and responding to risks by each office.

[About application](#) [FAQs](#) [Support](#) [Feedback](#)

https://applications.myunfpa.org/SIS/deptPlan.unfpa?method=index

Results Planning using the SIS



← → ↻ <https://applications.myunfpa.org/SIS/deptPlan.unfpa?method=index> ☆ J ⋮

Planning for 2018

Approved ▾

Programme Cycle Outputs

Office Defined / Management Outputs

Other indicators (SP, GRI, FGM, etc.)

Critical Assumptions



[About application](#)

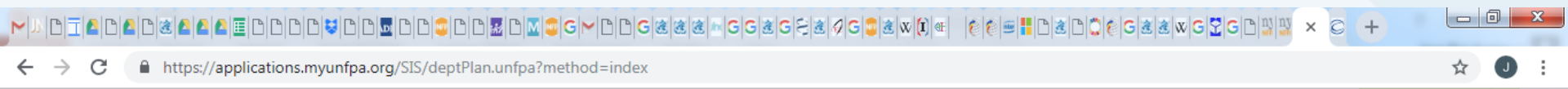
[FAQs](#)

[Support](#)

[Feedback](#)

2018 © United Nations Population Fund

Results Planning using the SIS



Programme Cycle Outputs

Enhanced capacity of civil society to advocate reproductive

(SP 2018-2021) Outcome 1 Output 1 Output 2 Output 4 Output 3

Strengthened capacity of national and local health systems to deliver core reproductive health information and services to women and their newborn infants, young people and men, particularly in selected geographical areas that are isolated and disadvantaged, and in humanitarian situations

Indicator	Source	Baseline	Target
		2018	
Action <input type="button" value="v"/> National Conference on Reproductive Health and Productivity in the Workplace conducted Output 2 PC	Implementing partner's accomplishment report	No 2017	Yes
Action <input type="button" value="v"/> Number of new private sector companies with family planning in the workplace policies signed Output 2 PC	Implementing partner's accomplishment report	4 2017	9
Action <input type="button" value="v"/> Costed Implementation Plan (CIP) developed for the Joint Memorandum Circular (JMC) on the Minimum Initial Service Package (MISP) Output 3 PC	CIP for the JMC on the MISP	No 2017	Yes
Action <input type="button" value="v"/> Comprehensive Condom Programme Assessment Report available Output 2 PC	Copy of Comprehensive Condom Programme Assessment Report	No 2017	Yes
Action <input type="button" value="v"/> Results available for Phase 3 of the Track and Trace operations research co-implemented with DOH Output 4 PC	Study results of Phase 3 Track and Trace implementation	No 2017	Yes
Action <input type="button" value="v"/> Cumulative number of Progestin Subdermal Implant (PSI) acceptors Output 2 PC	Database of PSI acceptors	286993 2017	323500
Action <input type="button" value="v"/> RPRH Law National Implementation Team provided technical assistance by UNFPA	2017 RPRH Law Annual Report	Yes	Yes

Results Planning using the SIS



https://applications.myunfpa.org/SIS/deptPlan.unfpa?method=index

Milestone	Q1	Q2	Q3	Q4	Responsible member	Team
Cumulative number of PSI acceptors		305200	323500		Angelito Umali	Joseph Michael Singh Ivy Lecitona

					2017	2018
Action	National				No	Yes
Action	Number				4	9
Action	Costed				No	Yes
	Minimum Initial Service Package (MISP)				2017	
Action	Comprehensive Condom Programme Assessment Report available			Copy of Comprehensive Condom Programme Assessment Report	No	Yes
Action	Results available for Phase 3 of the Track and Trace operations research co-implemented with DOH			Study results of Phase 3 Track and Trace implementation	No	Yes
Action	Cumulative number of Progestin Subdermal Implant (PSI) acceptors			Database of PSI acceptors	286993	323500
Action	RPRH Law National Implementation Team provided technical assistance by UNFPA			2017 RPRH Law Annual Report	Yes	Yes

Supporting Documents

No documents found.

Enhanced national and local government capacity to implement
 (SP 2018-2021) Outcome 2 Output 6

Results Planning using the SIS



Milestones						
Milestone	Q1	Q2	Q3	Q4	Responsible member	Team
Draft Costed Implementation Plan developed for the Joint Memorandum Circular on the MISP			Yes		Ronnel Villas	Joseph Michael Singh Rie Grace Otara Pamela Marie Godoy Angelito Umali
Costed Implementation Plan for the Joint Memorandum Circular on the MISP submitted to the National RH Coordination Team				Yes	Ronnel Villas	Joseph Michael Singh Rie Grace Otara Pamela Marie Godoy Angelito Umali Ronnel Villas

2018	
No	Yes
4	9
No	Yes
No	Yes
No	Yes
286993	323500
Yes	Yes

Supporting Documents

No documents found.

Enhanced national and local (SP 2018-2021) Outcome 2

Results Planning using the SIS



Planning for 2018

Programme Cycle Outputs
Office Defined / Management
Other indicators (SP, GRI, FGI)
Critical Assumptions
Government support to SRHR, including FP and ASRH
Strong commitment (policy, programme and funding) of current administration to sexual and reproductive health and rights, including family planning and adolescent sexual and reproductive health
Assumption
Strong commitment (policy, programme and funding) of current administration to sexual and reproductive health
Government support to SRHR, including FP and ASRH

Add critical assumption

Critical assumption ID:

Critical assumption:

Current status:

Approved
<input type="button" value="Edit"/> <input type="button" value="Delete"/>
Planned status
al and <input type="text" value="Yes"/>



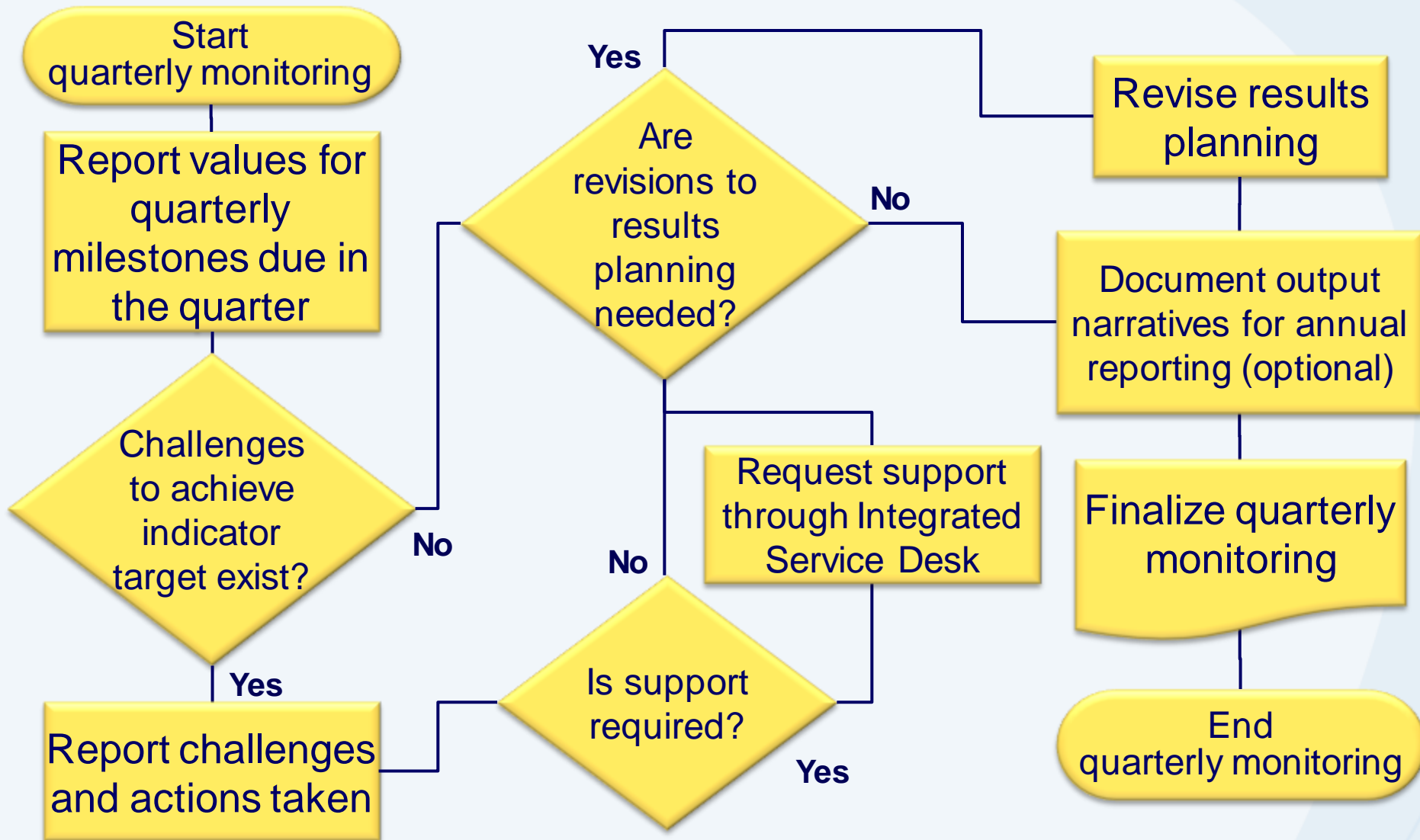
[About application](#)

[FAQs](#)

[Support](#)

[Feedback](#)

Quarterly Results Monitoring using the SIS



Quarterly Results Monitoring using the SIS



A screenshot of a web browser displaying the UNFPA Strategic Information System (SIS) application. The browser's address bar shows the URL 'https://applications.myunfpa.org/SIS/'. The application's navigation bar includes 'UNFPA SIS', 'Home', 'myResults', 'myRisks', 'myReports', 'myDashboard', and 'Help'. The 'myResults' menu is open, showing options for 'Planning (2018)', 'Monitoring (2018)', and 'Reporting (2017)'. The main content area features a 'Strategic Information' header and a 'Welcome to the strategic information system (SIS)!' message. Below this, a paragraph explains that the SIS is an overarching gateway for critical information about UNFPA departments. A bulleted list describes three modules: myDashboard, myResults, and myRisks. The footer contains the UNFPA logo and links for 'About application', 'FAQs', 'Support', and 'Feedback'. The browser's taskbar at the bottom shows the URL 'https://applications.myunfpa.org/SIS/monitor.unfpa?method=outputs'.

Strategic Information

- Planning (2018)
- Monitoring (2018)
- Reporting (2017)

Welcome to the strategic information system (SIS)!

The SIS is an overarching gateway for critical information about the profiles, performance and results of UNFPA departments. It consists of three modules:

- **myDashboard:** A platform that pulls together select data and analytics from various UNFPA data sources and makes it accessible in one place, sorted by Business Unit, region/division and for the entire UNFPA. It provides easy access to select data and analytics for decision making.
- **myResults:** This module provides a platform for planning, monitoring, and reporting results by each department.
- **myRisks:** This module provides a platform for assessing and responding to risks by each office.



[About application](#)

[FAQs](#)

[Support](#)

[Feedback](#)

https://applications.myunfpa.org/SIS/monitor.unfpa?method=outputs

Quarterly Results Monitoring using the SIS



https://applications.myunfpa.org/SIS/monitor.unfpa?method=outputs&deptId=62800

My Office Milestones Q4

No. of milestones: 49 Progress reported: 0 Yet to be reported: 49 Q 4 Monitoring: Open

- Ensure safety and security of UNFPA personnel and operations
- Planned core and co-financing resources mobilized
- Minimum preparedness
- Enhanced capacity of civil society to advocate reproductive
- Enhanced national and local government capacity to implement
- Relevant government agencies are able to generate, analyse a
- Women, young people and men, including Muslims and indigenou
- Strengthened capacity of health systems to deliver core repr
- OEE Output 3: Increased contribution to UN system-wide results, coordination and coherence
- OEE Output 1: Improved Programming for Results
- OEE Output 2: Optimized Management of Resources
- OEE Output 4: Enhanced communication, resource mobilization and partnerships for impact

Quarterly Results Monitoring using the SIS



https://applications.myunfpa.org/SIS/monitor.unfpa?method=outputs&deptId=62800&quarterNo=3&selectedYear=2018

Output 3

Milestone	Target	Reported Value	Comments	Responsible Person
Draft Costed Implementation Plan developed for the Joint Memorandum Circular on the MISP	Yes	No	The CIP for the Department of Health (DOH) Administrative Order (AO) on the MISP is currently being ... read more	Ronnel Villas Progress reported by Ronnel Villas

Results available for Phase 3 of the Track and Trace operations research co-implemented with DOH

Output 4

Milestone	Target	Reported Value	Comments	Responsible Person
Phase 3 of the Track and Trace operations research initiated by UNFPA and DOH in two regions	Yes	Yes	Phase 3 of Track and Trace is being co-implemented with the Department of Health (DOH) in 3 regions ... read more view files	Angelito Umali Progress reported by Angelito Umali

Cumulative number of Progestin Subdermal Implant (PSI) acceptors

Output 2

Milestone	Target	Reported Value	Comments	Responsible Person
Cumulative number of PSI acceptors	323500	343088	The remaining stocks of UNFPA-procured proaestin	Angelito Umali Progress reported by Angelito Umali

Quarterly Results Monitoring using the SIS



https://applications.myunfpa.org/SIS/monitor.unfpa?method=outputs&deptId=62800&quarterNo=4&selectedYear=2018

My Office Milestones Q4

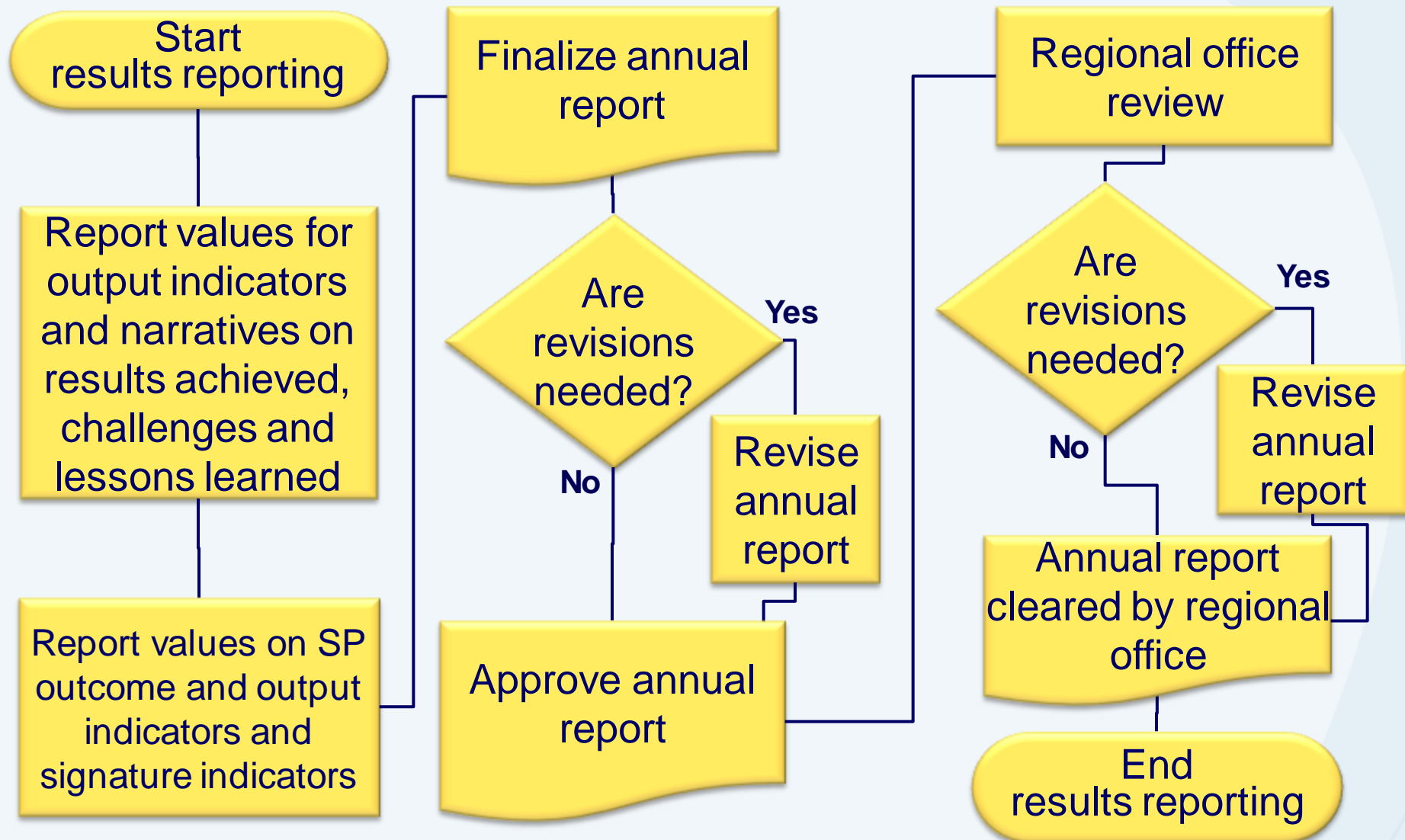
No. of milestones: 49 Progress reported: 0 Yet to be reported: 49 Q 4 Monitoring: Open

Ensure safety and security of UNFPA personnel and operations
Planned core and co-financing resources mobilized
Minimum preparedness
Enhanced capacity of civil society to advocate reproductive
Enhanced national and local government capacity to implement
Relevant government agencies are able to generate, analyse a
Women, young people and men, including Muslims and indigenou
Strengthened capacity of health systems to deliver core repr
OEE Output 3: Increased contribution to UN system-wide results, coordination and coherence
OEE Output 1: Improved Programming for Results
OEE Output 2: Optimized Management of Resources
OEE Output 4: Enhanced communication, resource mobilization and partnerships for impact

Export To PDF
Help

No. of milestones 49
Progress reported 0
Yet to be reported 49 | Notify

Annual Results Reporting using the SIS



Annual Results Reporting using the SIS



A screenshot of a web browser displaying the UNFPA Strategic Information System (SIS) application. The browser's address bar shows the URL 'https://applications.myunfpa.org/SIS/'. The application's navigation bar is dark blue and contains the UNFPA logo, the text 'SIS', and several menu items: 'Home', 'myResults', 'myRisks', 'myReports', 'myDashboard', and 'Help'. The 'myResults' menu is open, showing a dropdown list with three options: 'Planning (2018)', 'Monitoring (2018)', and 'Reporting (2017)'. The main content area has a white background and features a heading 'Strategic Information System' followed by a welcome message: 'Welcome to the strategic information system (SIS)!'. Below this, a paragraph explains that the SIS is an overarching gateway for critical information about UNFPA departments. A bulleted list follows, describing three modules: 'myDashboard', 'myResults', and 'myRisks'. The footer of the application is light gray and contains the UNFPA logo, a link to 'About application', and three other links: 'FAQs', 'Support', and 'Feedback'. The browser's address bar at the bottom shows the URL 'https://applications.myunfpa.org/SIS/deptPlan.unfpa?method=index&action=reporting'.

Strategic Information System

- Planning (2018)
- Monitoring (2018)
- Reporting (2017)

Welcome to the strategic information system (SIS)!

The SIS is an overarching gateway for critical information about the profiles, performance and results of UNFPA departments. It consists of three modules:

- **myDashboard:** A platform that pulls together select data and analytics from various UNFPA data sources and makes it accessible in one place, sorted by Business Unit, region/division and for the entire UNFPA. It provides easy access to select data and analytics for decision making.
- **myResults:** This module provides a platform for planning, monitoring, and reporting results by each department.
- **myRisks:** This module provides a platform for assessing and responding to risks by each office.



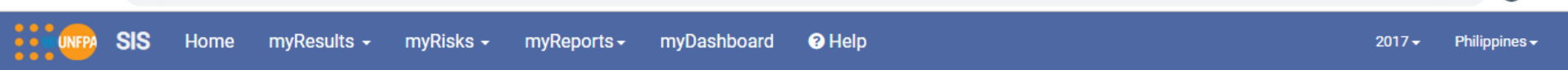
[About application](#)

[FAQs](#)

[Support](#)

[Feedback](#)

Annual Results Reporting using the SIS



Reporting for 2017

RegionalApproved

Programme Cycle Outputs

Office Defined / Management Outputs

Other indicators (SP, GRI, FGM, etc.)

UNFPA Supplies Indicators

Initiated

Critical Assumptions



[About application](#)

[FAQs](#)

[Support](#)

[Feedback](#)

2018 © United Nations Population Fund

Annual Results Reporting using the SIS



https://applications.myunfpa.org/SIS/deptPlan.unfpa?method=index&action=reporting

Results Achieved

Expanded Evidence Base in support of RPRH Policy and Programming

- As a regular member-observer of the Responsible Parenthood and Reproductive Health (RPRH) Law National Implementation Team (NIT), UNFPA supported the expansion of the evidence base to help improve policy

Challenges

Private Sector Implementation of workplace Family Planning Program

- As BAFP starts to work with international corporations, there are more formal channels that have to be tapped before the actual engagement of companies starts.

Lessons Learnt

Private Sector Implementation of workplace Family Planning Program

- A more meaningful engagement of the private sector is developed when national and regional private sector groups are included in identifying possible partners of the project. This leads to a higher sense of ownership of

Indicator	Source	Baseline	Target	Actual-2017	Reason For underachievement	Comments	Team
Costed Implementation Plan (CIP) developed for the Joint Memorandum Circular (JMC) on the Minimum Initial Service Package (MISP) Output 5 PC	CIP for the JMC on MISP	No 2016	Yes	Yes	No	The National Health... Budget cuts Alignment to the SP Change of priorities Other (specify in comments) on 11 December 2017. T...	Ronnel Villas Joseph Michael Singh This user is no longer active in Global Directory! Jan Kevin Moises Ronnel Villas

Annual Results Reporting using the SIS



← → ↻ <https://applications.myunfpa.org/SIS/deptPlan.unfpa?method=index&action=reporting> ☆ J

Critical Assumptions

Government support to UNFPA's Goal

Government is supportive of UNFPA's goal, which aims at contributing to achieving universal access to sexual and reproductive health (including family planning), promoting reproductive rights, reducing maternal mortality, and accelerating progress on the International Conference on Population and Development (ICPD) agenda to empower and improve the lives of underserved populations, especially women and young people.

Non-reduction of 2017 ceiling for 7th CP core funding

No further reduction in the 2017 ceiling of core funds for 7th CP implementation


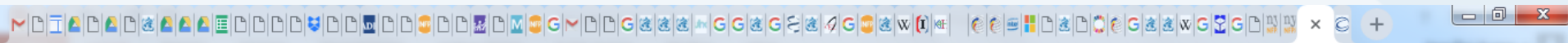
No significant disruption to Country Office operations due to a possible transfer to a new UN House

No significant disruption to Country Office operations during a possible move to a new UN House in the second half of the year.

Assumption	Planned status	Reported status	Comments
No significant disruption to Country Office operations during a possible move to a new UN House in the second half of the year. ▾ No significant disruption to Country Office operations due to a possible transfer to a new UN House	Yes ▾	No ▾	The move out of our long-term premises into temporary office space by 1 December 2017 disrupted and delayed several internal proje...



SIS Dashboards



Jose Roi Arena

Strategic Information System

- Risk Reports
- Monitoring Dashboard
- myResults Reports

Welcome to the strategic information system (SIS)!

The SIS is an overarching gateway for critical information about the profiles, performance and results of UNFPA departments. It consists of three modules:

- **myDashboard:** A platform that pulls together select data and analytics from various UNFPA data sources and makes it accessible in one place, sorted by Business Unit, region/division and for the entire UNFPA. It provides easy access to select data and analytics for decision making.
- **myResults:** This module provides a platform for planning, monitoring, and reporting results by each department.
- **myRisks:** This module provides a platform for assessing and responding to risks by each office.



[About application](#)

[FAQs](#)

[Support](#)

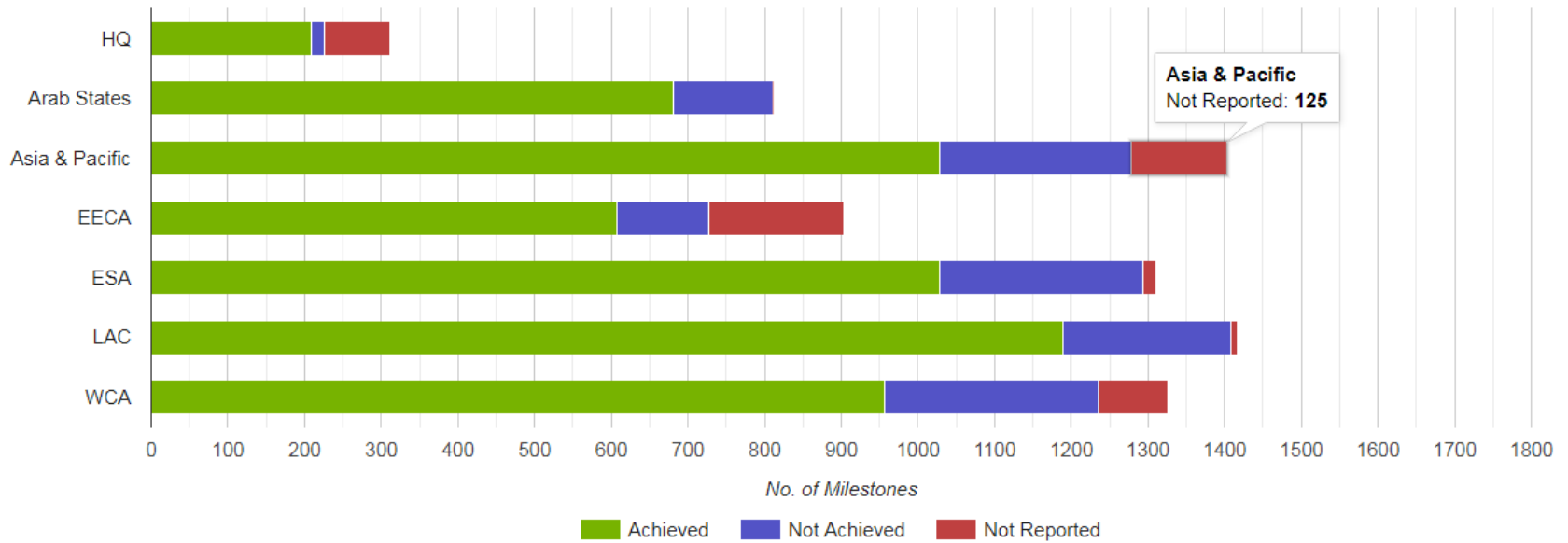
[Feedback](#)

SIS Dashboards



Monitoring Dashboard - Q3

Monitoring Dashboard



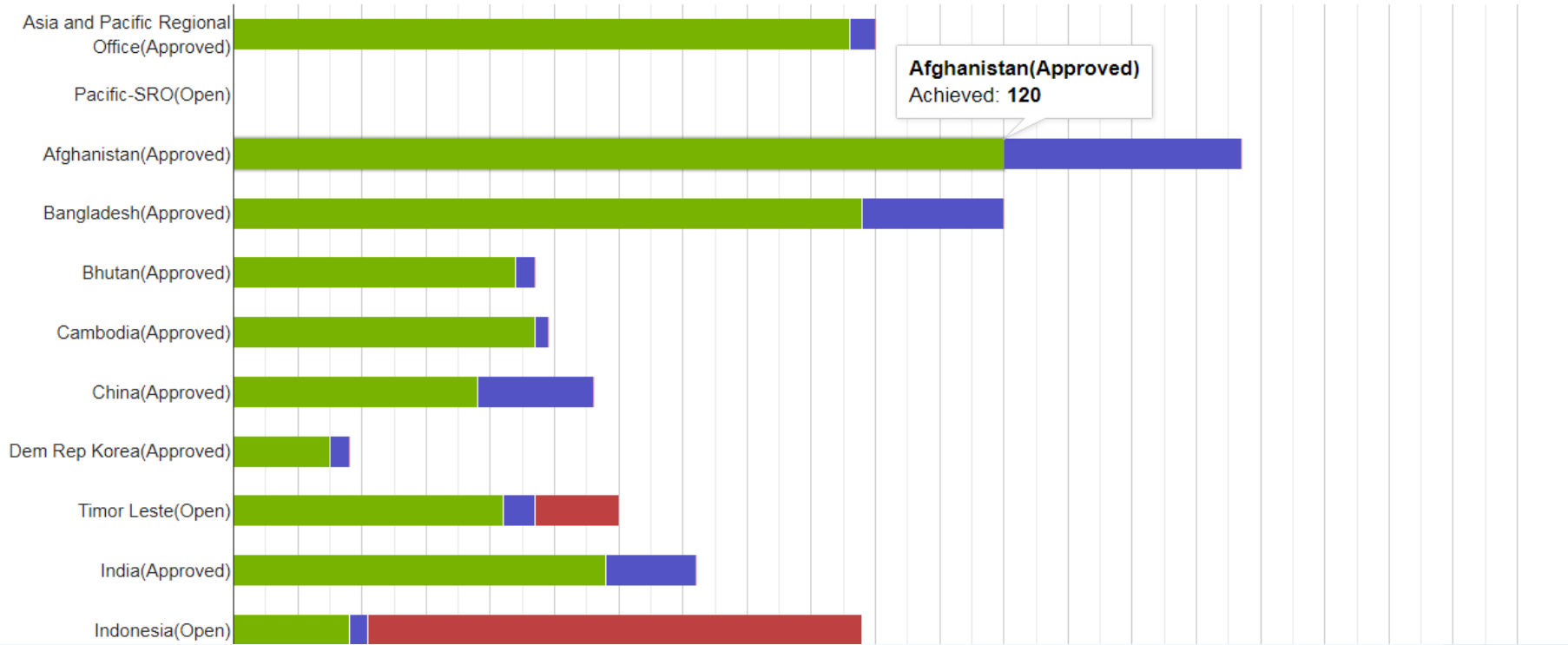
SIS Dashboards



Monitoring Dashboard - Q3

Monitoring Dashboard - ASIA

Back



SIS Dashboards



Strategic Information System

Welcome to the strategic information system (SIS)!

The SIS is an overarching gateway for critical information about the profiles, performance and results of UNFPA departments. It consists of three modules:

- **myDashboard:** A platform that pulls together select data and analytics from various UNFPA data sources and makes it accessible in one place, sorted by Business Unit, region/division and for the entire UNFPA. It provides easy access to select data and analytics for decision making.
- **myResults:** This module provides a platform for planning, monitoring, and reporting results by each department.
- **myRisks:** This module provides a platform for assessing and responding to risks by each office.



SIS Dashboards



Responding to myDashboard's alerts Give us your feedback! ISD Helpdesk Metadata Induction Video FAQ

Country Offices



[Signature Indicators](#) [Data from UNFPA external website](#)

No humanitarian situation

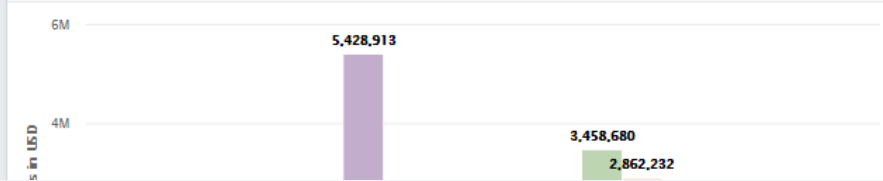
20 September: The IP's Monitoring rate should show 67% based on the underlying data and not 53%. The miscalculation of the indicator is being addressed by HQ. Remaining microassessments are ongoing. For the Budget Utilization Rate of earmarked funds this is high as it should be due to the closure of a large project by end June.

Key management indicators

Indicator	Period	Target	Actual		
Budget Utilization Rate - Non-earmarked funds	Oct-2018	77.5% - 86.7%	83%	Within target	i
Budget Utilization Rate - Earmarked funds	Oct-2018	77.5% - 86.7%	77%	Outside target	i ⚠
Percent of all output indicator targets achieved	2017	85%-100%	88%	Within target	i
Monitoring index of quarterly milestones due for reporting	Q1-Q3 2018	85%-100%	94%	Within target	i
Vacancy Rate	5-Nov-2018	<13%	15%	Outside target	i ⚠

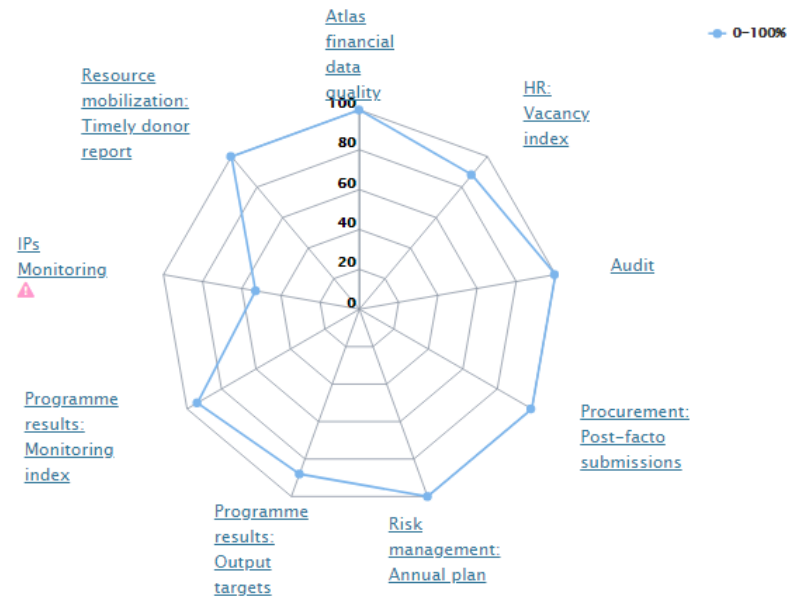
Key financial data

(Jan - Oct 2018)



Indicator health scores

The lower the health score, the higher attention the indicator requires. 100% can also indicate that a particular health area doesn't apply to a particular business unit



SIS Dashboards



https://applications.myunfpa.org/SIS/prdUnitReview.unfpa?method=prdUnitReview

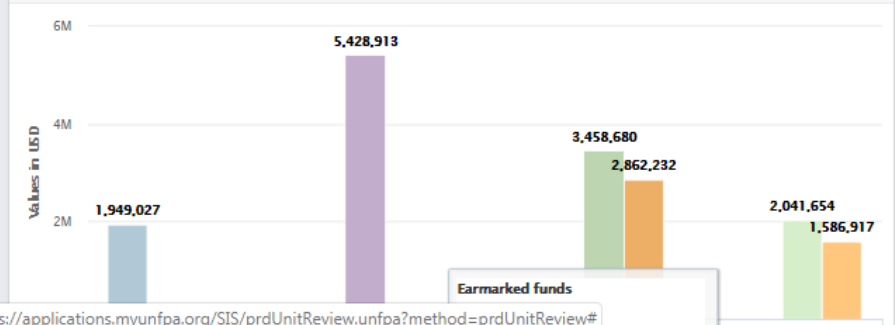
20 September: The IP's Monitoring rate should show 67% based on the underlying data and not 53%. The miscalculation of the indicator is being addressed by HQ. Remaining microassessments are ongoing. For the Budget Utilization Rate of earmarked funds this is high as it should be due to the closure of a large project by end June.

Key management indicators

Indicator	Period	Target	Actual	Status	Info
Budget Utilization Rate - Non-earmarked funds	Oct-2018	77.5% - 86.7%	83%	Within target	i
Budget Utilization Rate - Earmarked funds	Oct-2018	77.5% - 86.7%	77%	Outside target	i ⚠
Percent of all output indicator targets achieved	2017	85%-100%	88%	Within target	i
Monitoring index of quarterly milestones due for reporting	Q1-Q3 2018	85%-100%	94%	Within target	i
Vacancy Rate	5-Nov-2018	<13%	15%	Outside target	i ⚠

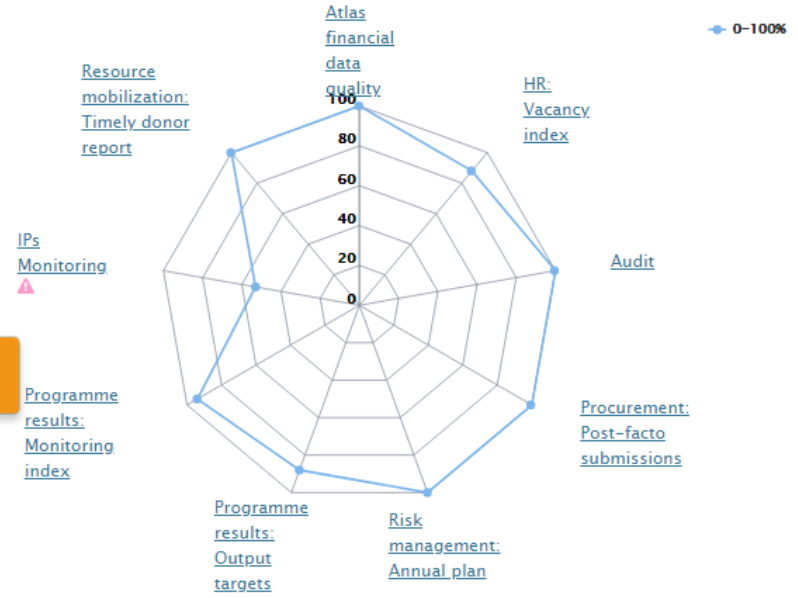
The health of the indicator/s is slightly below the desired target

Key financial data



Indicator health scores

The lower the health score, the higher attention the indicator requires. 100% can also indicate that a particular health area doesn't apply to a particular business unit



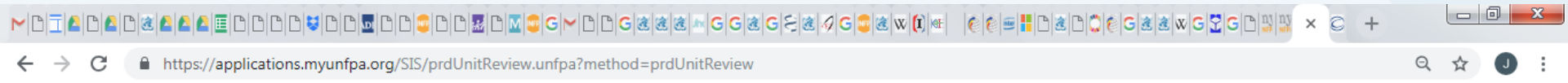
Key CO positions vacant

(20 Nov 2018)

N/A

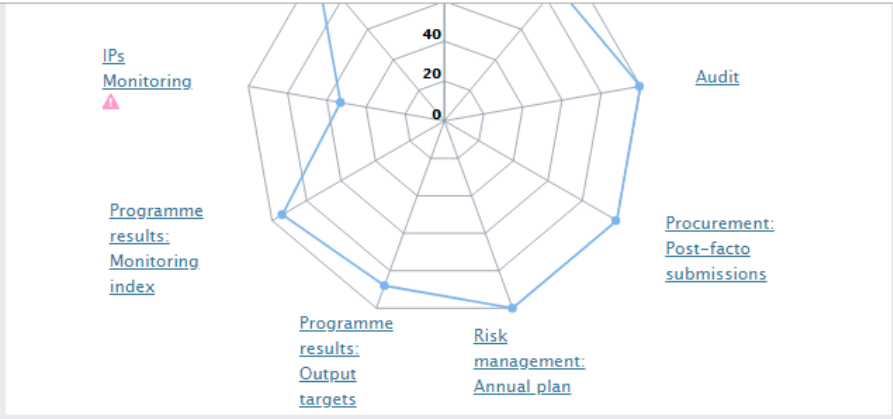
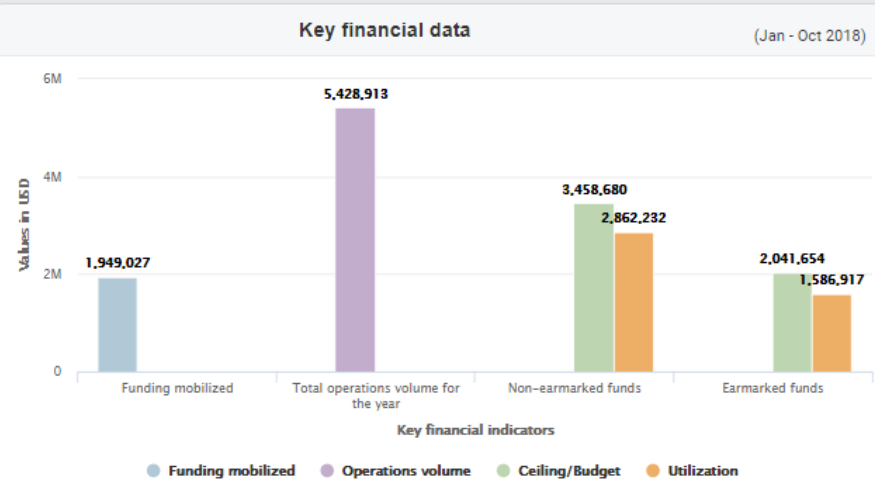
https://applications.myunfpa.org/SIS/prdUnitReview.unfpa?method=prdUnitReview#

SIS Dashboards



achieved

Monitoring index of quarterly milestones due for reporting	Q1-Q3 2018	85%-100%	94%	Within target	i
Vacancy Rate	5-Nov-2018	<13%	15%	Outside target	i ▲



Key CO positions vacant (20 Nov 2018)

N/A



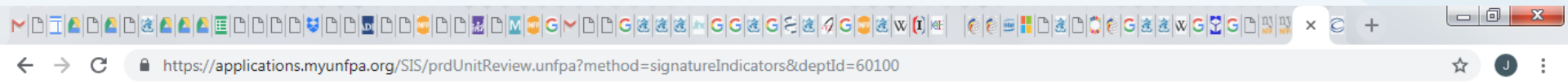
[About application](#)

[FAQs](#)

[Support](#)

[Feedback](#)

SIS Dashboards



Select Department

Landing page of entity

Signature Indicators	2017 Result
Number of adolescents reached with SRH services	101,491
Number of fistula repair surgeries	212
Number of women and/or girls reached with SRH and/or GBV services in humanitarian settings	112,000
Number of unsafe abortions averted	3,006
Number of unintended pregnancies averted	9,886
Number of maternal deaths averted	18



[About application](#)

[FAQs](#)

[Support](#)

[Feedback](#)

2017 survey among Country Office M&E staff shows:

- 97% indicate they have participated in the preparation of their office's annual results plan in SIS
 - coordinated and distributed the work for plan preparation
 - QA of information in the plan
 - Trained office staff in the use of SIS and related concepts
 - Involved in the definition of indicators and milestones, target setting, and ensuring consistency between the annual results plans in myResults and implementing partner work plans

2017 survey among Country Office M&E staff shows:

- 98% indicated they were involved in the quarterly monitoring of milestones
 - Respondents indicated that their offices used milestones for duly and timely monitoring
 - Performance assessment for decision making based on reasons for non-achievement
 - Documented/kept means of verification of the results achieved

2017 survey among Country Office M&E staff shows:

- 97% participated in the preparation of their offices' annual report and 90% had a role in the quality assurance of the report
 - Coordinated and divided the work
 - Ensuring completeness and availability of means of verification
 - Liaising with regional offices for clearance of the report and quality assurance of the report

2017 survey among Country Office M&E staff shows:

- Respondents noted the simplicity and user-friendliness of SIS allows for reporting at the unit level and facilitates monitoring of results
- Suggestions for improvement:
 - establishing linkages to GPS work plans and financial information
 - providing more flexibility to edit planned information, and improving PDF report generation
 - need for better guidance on quality assurance
 - improving linkages between SIS and individual staff's performance appraisal document (PAD)

**Maraming
Salamat!!!**

